


Edition
2025

SICCOM

INNOVATIVE VISION

CONDENSATE PUMPS

For air conditioners, refrigerated displays and boilers



ENTER A NEW ERA OF SILENCE
AND
DISCOVER NEW PRODUCTS

www.siccom.com

FEW WORDS ABOUT SICCOM

SICCOM S.A.S was founded in 1979 and specialises in condensate removal pumps, level and proximity sensors, bimetal heat protection, and interference suppressors for car industry.

SICCOM's expertise means customers can benefit from a range of high added-value products that meet installers' requirements.

SICCOM technology is designed and implemented by its own engineering department, made up of a number of highly qualified engineers and technicians.

SICCOM constantly strives to innovate and now enjoys worldwide success in more than 50 countries.

As it has grown, it has opened factories in Madagascar, China and Bulgaria, and subsidiaries in Milan, Barcelona and New Delhi alongside its head office in the Paris area.

This international presence means it is able to supply customers regardless of any particular geopolitical situation.

Eco-design

SICCOM makes every effort to support its developments with major ecological improvements. From production to product recyclability, our design office strives to reduce the environmental impact of our products at every stage. The new DT range of pumps is proof of this, being the perfect combination of market expectations, environmentally-friendly production and easy recycling.

Our approach:
«Significant environmental improvements,
better service for our customers.»

Certifications

All our sites have received ISO 9001 certification.

Quality procedures encompass all of the company's services, ensuring optimal quality levels.



SICCOM products are available in more than 50 countries.



Headquarter (France)



Factory (Madagascar)































Factory (China)



Factory (Bulgaria)

CONTENTS

| |  Air conditioning |  Refrigeration |  Heating | Range | Flowrate max | Discharge head max | Page |
|-------------------------------------|---|--|--|----------------|--------------|----------------------------|------|
| MINI PUMPS | | | | | | | |
| FLOWATCH® SILENCE DT20 |  | | | PREMIUM | 20 l/h | 10 m | 9 |
| mini FLOWATCH® 2 |  | | | PREMIUM | 15 l/h | 10 m | 10 |
| mini FLOWATCH® 2 COMFORT |  | | | PREMIUM | 15 l/h | 10 m | 11 |
| ECO FLOWATCH® |  | | | ECO | 13.2 l/h | 10 m | 12 |
| ECO LINE |  | | | ECO | 13.2 l/h | 10 m | 13 |
| mini FLOWATCH® 1 EVO |  | | | ECO | 13.2 l/h | 10 m | 14 |
| MAXI ECO FLOWATCH® |  | | | ECO | 40 l/h | 10 m | 15 |
| MINI PUMPS IN TRUNKING | | | | | | | |
| FLOWATCH® SILENCE DESIGN DT20 |  | | | PREMIUM | 20 l/h | 10 m | 16 |
| FLOWATCH® DESIGN |  | | | PREMIUM | 15 l/h | 10 m | 17 |
| ECO FLOWATCH® DESIGN |  | | | ECO | 13.2 l/h | 10 m | 18 |
| WALL-MOUNTED PUMPS | | | | | | | |
| FLOWITA EVO DT20 |  | | | PREMIUM | 20 l/h | 10 m | 20 |
| FLOWITA EVO DT36 NEW |  | | | PREMIUM | 36 l/h | 10 m | 21 |
| FLOWITA EVO |  | | | ECO | 13.2 l/h | 10 m | 22 |
| FLOWATCH® VISION |  | | | PREMIUM | 15 l/h | 10 m | 23 |
| FLOWATCH® VISION DUO |  | |  | PREMIUM | 19 l/h | 10 m | 24 |
| TANK & CENTRIFUGAL PUMPS | | | | | | | |
| FLOWATCH® TANK+ 1.2 / 2.5 |  |  |  | PREMIUM | 800 l/h | 5.6 m (50Hz) 6 m (60Hz) | 26 |
| SUNNY FLOWATCH® CLIM |  |  | | PREMIUM | 15 l/h | 10 m | 27 |
| SUNNY FLOWATCH® DUO |  |  |  | PREMIUM | 19 l/h | 10 m | 28 |
| Centrifugal pump CP08 |  | | | PREMIUM | 60 l/h | 110 cm | 29 |
| Pump accessories | | | | | | | 30 |
| Level and proximity sensors | | | | | | | 31 |

PREMIUM

Reliable, longlasting, silent and efficient, these pumps perfectly meet instalers and final users' expectations. They are all equipped with an **integrated alarm** (except CP08 and FLOWITA EVO DT20/DT36) and are among the **quietest on the market**.

www.siccom.com

ECO

A range of pumps **simple, reliable and easy-to-install**. Meet SICCOM expertise in **entry-level pumps** at prices even more attractive.



siccom

Find the right pump

Compatible a



| | | | | |
|--------------------------------|---|---|---|--|
| FLOWWATCH® SILENCE DT20 | ✓ | ✓ | ✓ | |
| mini FLOWWATCH® 2 | ✓ | ✓ | ✓ | |
| mini FLOWWATCH® 2 COMFORT | ✓ | ✓ | ✓ | |
| ECO FLOWWATCH® | ✓ | ✓ | ✓ | |
| ECO LINE | ✓ | ✓ | ✓ | |
| mini FLOWWATCH® 1 EVO | ✓ | ✓ | ✓ | |
| MAXI ECO FLOWWATCH® | ✓ | ✓ | ✓ | |
| FLOWWATCH® SILENCE DESIGN DT20 | ✓ | | | |
| FLOWWATCH® DESIGN | ✓ | | | |
| ECO FLOWWATCH® DESIGN | ✓ | | | |
| FLOWITA EVO DT20 | ✓ | | | |
| FLOWITA EVO DT36 NEW | ✓ | | | |
| FLOWITA EVO | ✓ | | | |
| FLOWWATCH® VISION | ✓ | | | |
| FLOWWATCH® VISION DUO | ✓ | | | |
| FLOWWATCH TANK+ 1.2 / 2.5 | ✓ | ✓ | ✓ | |
| SUNNY FLOWWATCH® CLIM | ✓ | ✓ | ✓ | |
| SUNNY FLOWWATCH® DUO | ✓ | ✓ | ✓ | |
| CENTRIFUGAL PUMP CP08 | | | | |

| Appliance | | | Specifications | | Acoustic level |
|--|---|---|----------------|----------------------------|---|
|  |  |  | Flowrate max | Discharge head max | |
| | | | 20 l/h | 10 m |  |
| | | | 15 l/h | 10 m |  |
| | | | 15 l/h | 10 m |  |
| | | | 13.2 l/h | 10 m |  |
| | | | 13.2 l/h | 10 m |  |
| | | | 13.2 l/h | 10 m |  |
| | | | 40 l/h | 10 m |  |
| | | | 20 l/h | 10 m |  |
| | | | 15 l/h | 10 m |  |
| | | | 13.2 l/h | 10 m |  |
| | | | 20 l/h | 10 m |  |
| | | | 36 l/h | 10 m |  |
| | | | 13.2 l/h | 10 m |  |
| | | | 15 l/h | 10 m |  |
| | |  | 19 l/h | 10 m |  |
|  |  |  | 800 l/h | 5.6 m (50Hz) 6 m (60Hz) |  |
|  |  | | 15 l/h | 10 m |  |
|  |  |  | 19 l/h | 10 m |  |
|  | | | 60 l/h | 110 cm |  |

NEW
2025

SICCOM
INNOVATIVE VISION

FLOWITA EVO DT36

Our best-selling wall pump in its most powerful version!

The FLOWITA EVO DT36 is a wall-mounted pump offering a flowrate of 36 l/h for powerful equipment requiring a high discharge (air conditioners over 10 kW or installations with a discharge head over 6m).

As practical and easy to install as ever, this version boasts a unique flow/noise ratio on the market.

For air conditioners up to 30 kW / 100 000 BTU / 8.5 RT.

36 l/h

SILENT PUMP



36 l/h



High flowrate Low noise level

A moderate noise level even at a 36 l/h flowrate!

DT36
TECHNO

Exclusive diaphragm pump

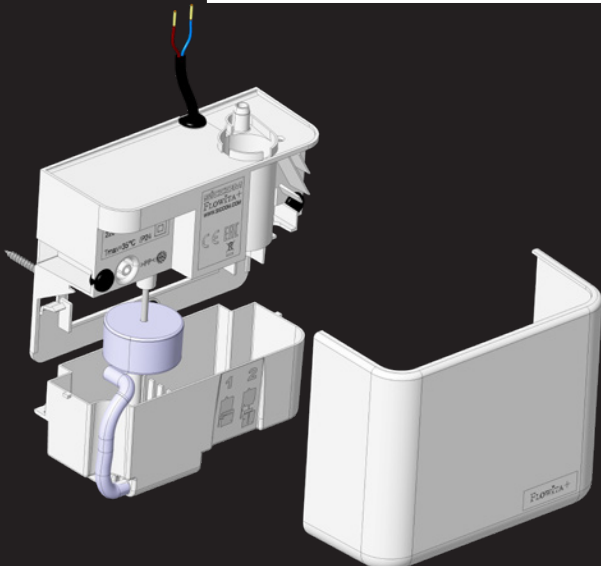
The best flow/noise ratio on the market, exceptional reliability, very low power consumption...
Tested and approved!

3W

Low power consumption

Only 3W power consumption, in operation only!

Easy installation and maintenance



The FLOWITA EVO DT36 can be disassembled in seconds!

Front panel, tank, suction tube, filter... all the elements are removable.

Installation and maintenance has never been so quick and easy!



SICCOM

A revolutionary condensate pump

FLOWATCH SILENCE DESIGN DT20

An absolute silence
for a perfect sleep



< 16 dBA

certified by official laboratory



MINI PUMPS

SICCOM mini pumps are designed to remove condensates from wall-mounted air conditioners.
Thanks to a wide range, you can find a solution for all kind of environment.
For a bedroom, choose our new revolutionary DT20 pumps.



Flowrate
max













Discharge head
max



Noise level
rating



Alarm
equiped

| | | | | |
|---|----------|------|---|--------------|
| FLOWATCH SILENCE DT20 PREMIUM | 20 l/h | 10 m |  | NC |
| mini FLOWATCH 2 PREMIUM | 15 l/h | 10 m |  | NO-NC |
| mini FLOWATCH 2 COMFORT PREMIUM | 15 l/h | 10 m |  | NO-NC |
| ECO FLOWATCH ECO | 13.2 l/h | 10 m |  | Optional |
| ECO LINE ECO | 13.2 l/h | 10 m |  | Optional |
| mini FLOWATCH 1 EVO ECO | 13.2 l/h | 10 m |  | NC |
| MAXI ECO FLOWATCH ECO | 40 l/h | 10 m |  | Optional |
| MINI PUMPS IN TRUNKING | | | | |
| FLOWATCH SILENCE DESIGN DT20 PREMIUM | 20 l/h | 10 m |  | NC |
| FLOWATCH DESIGN PREMIUM | 15 l/h | 10 m |  | NO-NC |
| ECO FLOWATCH DESIGN ECO | 13.2 l/h | 10 m |  | Optional |

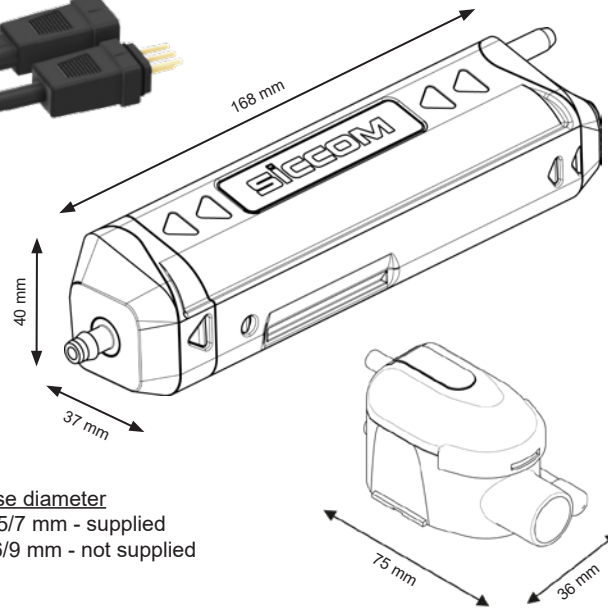
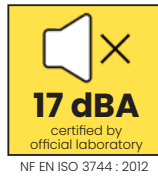
FLOWATCH® SILENCE DT20 **SICCOM**

The perfect combination of silence, performance, reliability and simplicity.
For air conditioners up to 20kW / 68000BTU.
The new standard in condensate pumps!

Ref: DE20PMCD700



PREMIUM



Hose diameter
Suction : 5/7 mm - supplied
Discharge : 6/9 mm - not supplied



SPECIFICATIONS

| | |
|---------------------|------------------------------------|
| Flowrate max | 20 l/h |
| Suction head max | 3 m |
| Discharge head max | 10 m |
| Electrical power | 3W |
| Voltage | Univolt 100-240V 50/60Hz |
| Alarm | NC |
| Noise level | 17 dBA |
| Protection rating | IP24 |
| Operating cycle* | 100% |
| Power / alarm cable | 1.6 m |
| Dimensions | 168 x 37 x 40 mm / 75 x 36 x 38 mm |
| Certifications | CE, UKCA, EAC |

* The pump is able to run 100% of the time if necessary.

BENEFITS



Extreme silence

An unrivalled user experience. No disturbance, even in the bedroom.

DT20 TECHNO

New technology

Ultra-low power consumption, unrivalled silence, exceptional reliability... Tested and approved!



IP24 protection

Protected against water splashes.



Plug & Play connectors

Make installation and maintenance easier and faster.

3W

Very low power consumption

Only 3W power consumption, during operation only!



Hanging hook

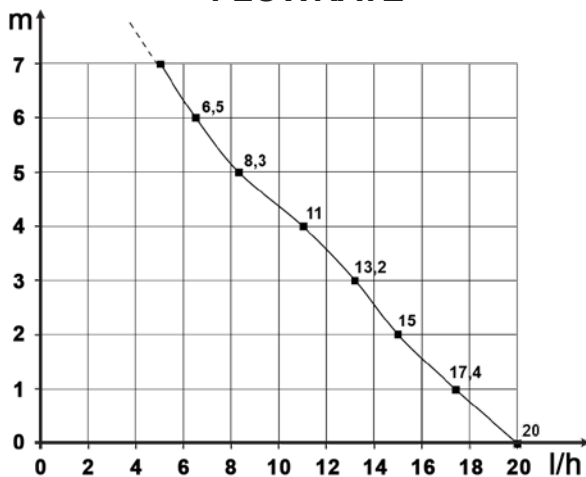
This astucious hook allows to fix or hang the pump wherever you want (duct, false ceiling, inside de unit...).



Stop siphoning included

Allows to avoid all risk of negative discharge and to secure the pump functioning over time.

FLOWRATE



CONTENTS

Pump - Reservoir with air-vent tube - Power / alarm cable - Stop Siphoning - Reservoir stand - Double-sided adhesives - Inlet tube - Suction tube 1.8 m - 3 clamps

mini FLOWATCH® 2

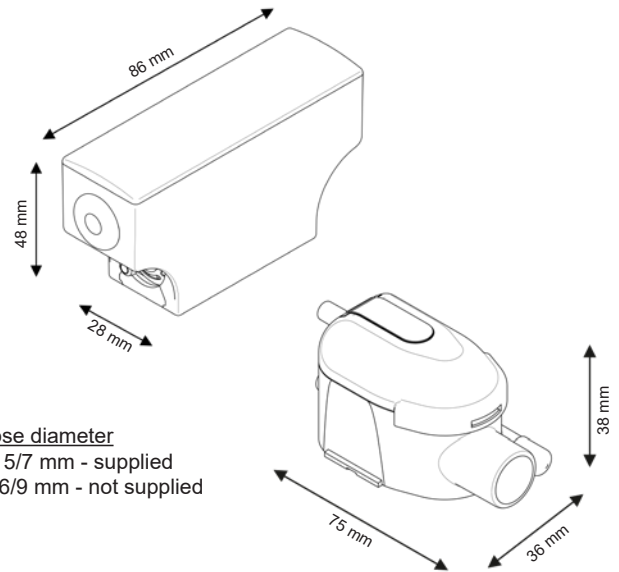
SICCOM

Mini solenoid pump reliable and silent for the condensate removal of air conditioners up to 10kW / 36000BTU.

Ref: DE05LC4400



PREMIUM



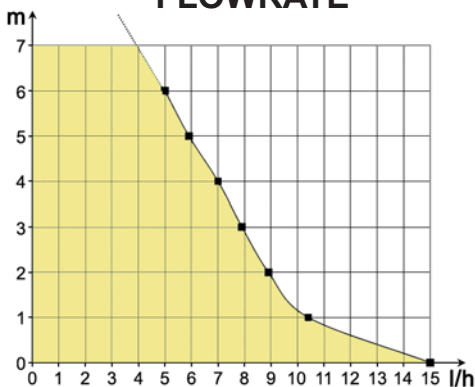
Hose diameter
Suction : 5/7 mm - supplied
Discharge : 6/9 mm - not supplied

SPECIFICATIONS

| | |
|---------------------|-----------------------------------|
| Flowrate max | 15 l/h |
| Suction head max | 2 m |
| Discharge head max | 10 m |
| Electrical power | 19W |
| Voltage | 220-240V 50/60Hz |
| Alarm | NO-NC |
| Noise level | |
| Protection rating | IP64 |
| Thermal protection | Yes |
| Operating cycle* | 100% |
| Power / alarm cable | 1.6 m |
| Dimensions | 86 x 28 x 48 mm / 75 x 38 x 36 mm |
| Certifications | CE, UKCA, EAC, CMIM |

* The pump is able to run 100% of the time if necessary.

FLOWRATE



Recommended accessory



Kit COMFORT

Thanks to its patented foam casing, this kit reduces the noise level and makes the pump easier to install.

Ref: GC077G1027

BENEFITS



Very silent

Very silent pump (20.2 dBA), suitable for an installation in any room.



IP64 protection

Protected against water splashes and dust.



Plug & Play connectors

Make installation and maintenance easier.



Clear reservoir

Facilitates maintenance thanks to a quick visualization of the reservoir state.



Metal pump outlets

High solidity and reliability.



Accessories included

All accessories required for installation are included in the box.



Stop siphoning included

Allows to avoid all risk of negative discharge and to secure the pump functioning over time.

CONTENTS



Pump - Reservoir with air-vent tube - Power / alarm cable - Reservoir stand - Stop Siphoning - Double-side adhesive - Inlet tube - Suction tube 1.8m - 1 clamp

mini FLOWWATCH® 2 COMFORT

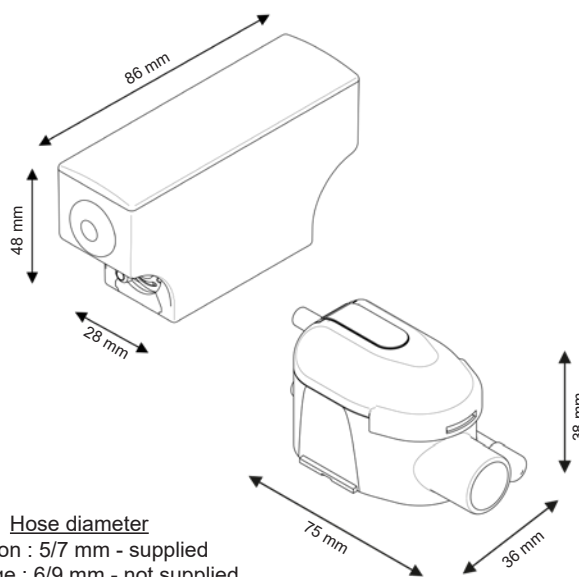
SICCOM

The best-selling mini pump in a quieter and easy-to-install version, for the condensate removal of air conditioners up to 10kW / 36000BTU.

Ref: DE05LCD750



PREMIUM



SPECIFICATIONS

| | |
|---------------------|-----------------------------------|
| Flowrate max | 15 l/h |
| Suction head max | 2 m |
| Discharge head max | 10 m |
| Electrical power | 19W |
| Voltage | 220-240V 50/60Hz |
| Alarm | NO-NC |
| Noise level | |
| Protection rating | IP64 |
| Thermal protection | Yes |
| Operating cycle* | 100% |
| Power / alarm cable | 1.6 m |
| Dimensions | 86 x 28 x 48 mm / 75 x 38 x 36 mm |
| Certifications | CE, UKCA, EAC, CMIM |

* The pump is able to run 100% of the time if necessary.

BENEFITS



New casing Comfort

The new Comfort casing is composed of a custom-made patented foam.

It dampens pump vibrations and reduces the perceived noise level.



Reliability proven

The mini FLOWWATCH® 2, included, is a reliable and durable pump sold in more than 45 countries.



Very silent

Thanks to its casing, the pump is very quiet and suitable for installation in any room.



Stop Vibrations premounted

Eliminates vibrations transmitted to the discharge pipe, thus reducing the noise level of the system!



Pump stand included

Make pump installation and maintenance easier.



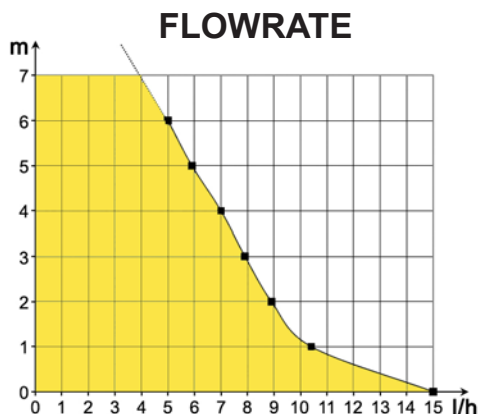
Stop siphoning included

Allows to avoid all risk of negative discharge and to secure the pump functioning over time.



Plug & Play connectors

Make installation and maintenance easier.



CONTENTS

Pump - Reservoir with air-vent tube - Power / alarm cable - Comfort casing - Pump stand - Reservoir stand - Stop Vibrations - Stop Siphoning - Double-sided adhesive - Inlet tube - Suction tube 1.8m - 4 clamps

ECO FLOWATCH®

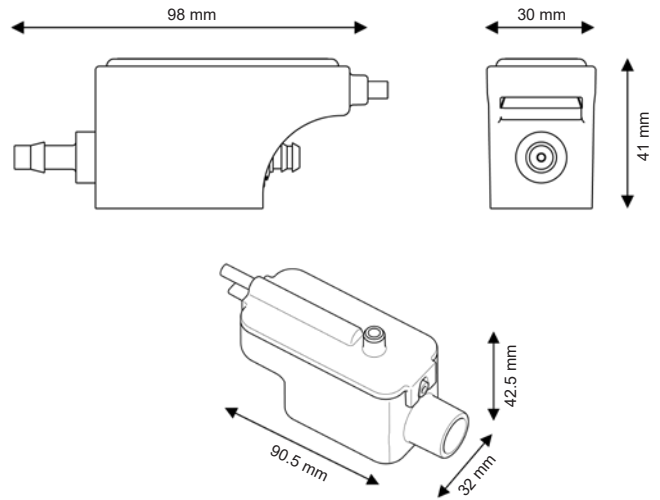
SICCOM

Mini solenoid pump simple and economic for the condensate removal of air conditioners up to 10kW / 36000BTU.

Ref: DE05LCC190



ECO



Hose diameter
Suction : 6/9 mm - not supplied
Discharge : 6/9 mm - not supplied

SPECIFICATIONS

| | |
|--------------------|-----------------------------------|
| Flowrate max | 13.2 l/h |
| Suction head max | 1.5 m |
| Discharge head max | 10 m |
| Electrical power | 19W |
| Voltage | 220-240V 50/60Hz |
| Alarm* | No alarm |
| Noise level | |
| Protection rating | IP20 |
| Thermal protection | Yes |
| Operating cycle** | 100% |
| Power cable | 1.5 m |
| Dimensions | 98 x 30 x 41 mm / 90 x 32 x 42 mm |
| Certifications | CE, EAC |

* Alarm option available on request.
** The pump is able to run 100% of the time if necessary.

BENEFITS



WATERPROOF removable reservoir
The reservoir, which can be removed for easy maintenance, now has a waterproof seal!



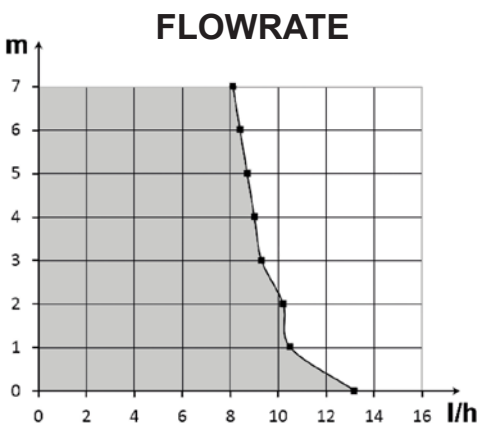
Integrated filter
Plastic filter integrated to the reservoir. It prevents big impurities to damage the pump.



Accessories included
All necessary accessories are included in the box.



Compact pump
Very small, pump and reservoir are easy to install.



CONTENTS

Pump - Reservoir - Double-side adhesive for reservoir fixing - Inlet tube - 3 clamps



ECO LINE

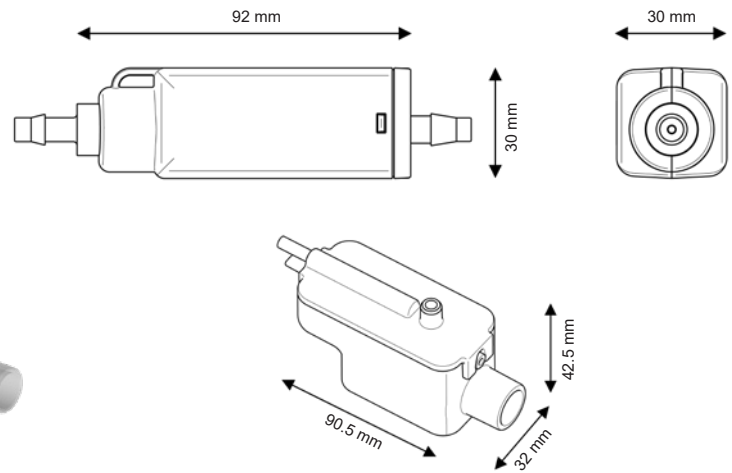
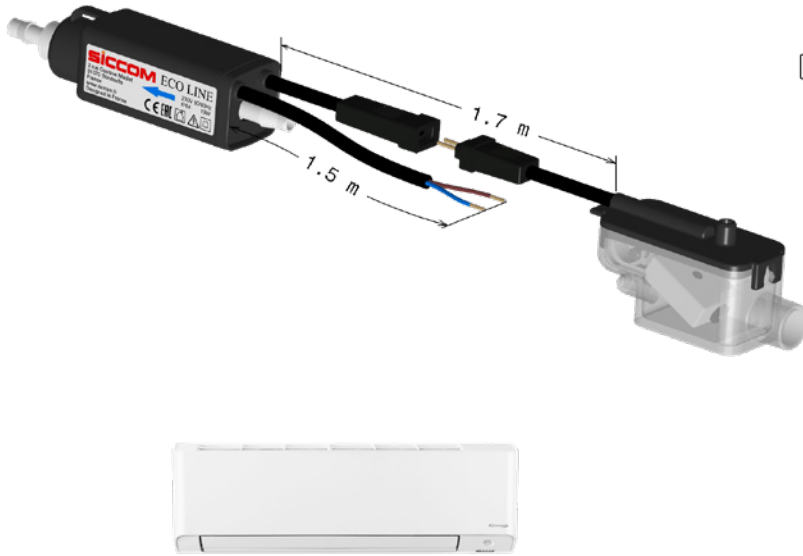
SICCOM

Mini in-line pump (solenoid), ultra compact and easy to install, for the condensate removal of air conditioners up to 10kW / 36000BTU.

Ref: DE05SCC600



ECO



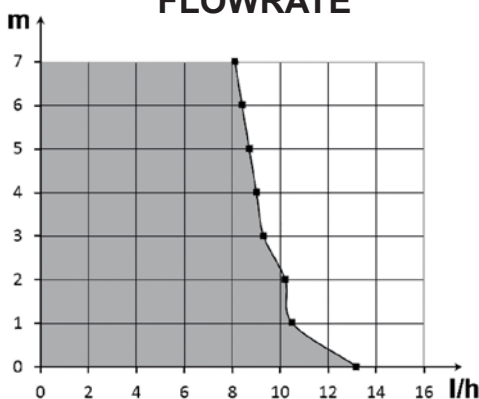
Hose diameter
Suction : 6/9 mm - not supplied
Discharge : 6/9 mm - not supplied

SPECIFICATIONS

| | |
|--------------------|-----------------------------------|
| Flowrate max | 13.2 l/h |
| Suction head max | 1.5 m |
| Discharge head max | 10 m |
| Electrical power | 19W |
| Voltage | 220-240V 50/60Hz |
| Alarm* | No alarm |
| Noise level | |
| Protection rating | IP64 |
| Thermal protection | Yes |
| Operating cycle** | 100% |
| Power cable | 1.5 m |
| Dimensions | 92 x 30 x 30 mm / 90 x 32 x 42 mm |
| Certifications | CE, UKCA, EAC |

* Alarm option available on request.
** The pump is able to run 100% of the time if necessary.

FLOWRATE



BENEFITS

ULTRA COMPACT pump

The most compact pump of the market!
Easy installation in a duct or inside the air conditioner.



IP64 protection

Protected against water splashes and dust.

Plug & Play connectors

Make installation and maintenance easier.



WATERPROOF removable reservoir

The reservoir, which can be removed for easy maintenance, now has a waterproof seal!



Hanging hook

This astucious hook allows to fix or hang the pump wherever you want (duct, false ceiling, inside de unit...).



Accessories included

All necessary accessories are included in the box.



CONTENTS

Pump - Reservoir - Double-side adhesive for reservoir fixing - Inlet tube - 3 clamps



mini FLOWATCH® 1 EVO

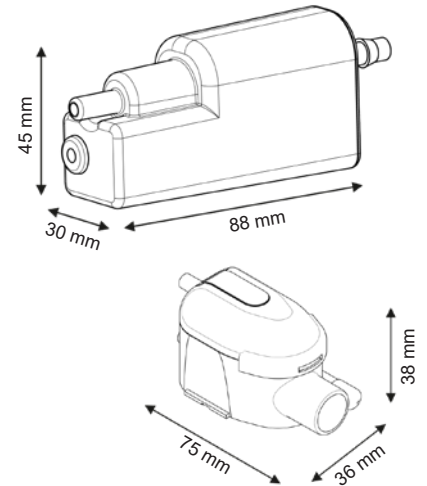
SICCOM

Economical mini solenoid pump, with alarm, for the condensate removal of air conditioners up to 10kW / 36000BTU.

Ref: DE05LCD600



ECO



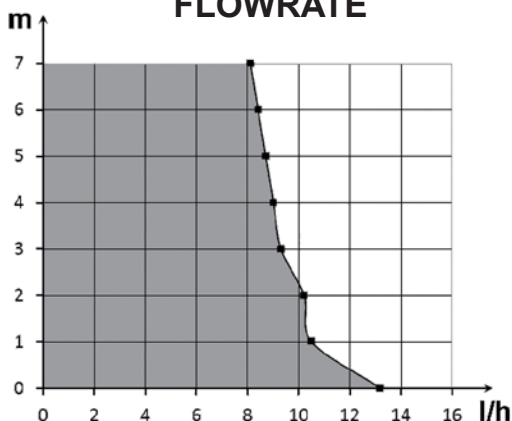
Hose diameter
Suction : 5/7 mm - supplied
Discharge : 6/9 mm - not supplied

SPECIFICATIONS

| | |
|---------------------|--------------------------------|
| Flowrate max | 13.2 l/h |
| Suction head max | 1.5 m |
| Discharge head max | 10 m |
| Electrical power | 19W |
| Voltage | 220-240V 50/60Hz |
| Alarm | NC |
| Noise level | |
| Protection rating | IP24 |
| Thermal protection | Yes |
| Operating cycle* | 100% |
| Power / alarm cable | 1.5 m |
| Dimensions | 88 x 30 x 45 / 75 x 36 x 38 mm |
| Certifications | CE, UKCA, EAC |

* The pump is able to run 100% of the time if necessary.

FLOWRATE



BENEFITS



Plug & Play connectors

Make installation and maintenance easier.



Clear reservoir

Facilitates maintenance thanks to a quick visualization of the reservoir state.



Removable integrated filter

The reservoir has a metal filter that can be easily removed for quick cleaning.



Alarm function

The NC alarm on the mini FLOWATCH® 1 EVO allows to cut off the air conditioner power supply in the event of condensate overflow.



IP24 protection

Protected against water splashes.



Accessories included

Necessary accessories are supplied in the box.



CONTENTS

Pump - Reservoir with air-vent tube
- Double-side adhesive - Inlet tube -
Suction tube 1.5m - 3 clamps

MAXI ECO FLOWATCH®

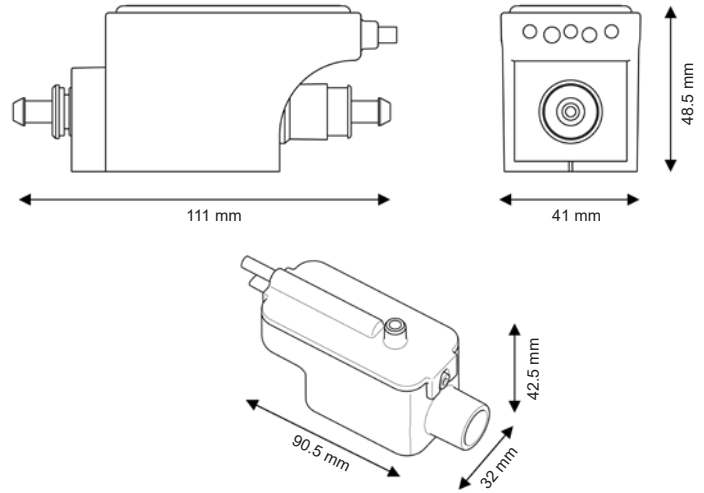

SICCOM

Maxi solenoid pump, compact and powerful, for the condensate removal of air conditioners up to 30kW / 100 000BTU.

Ref: DE40LCC300



ECO



Hose diameter

Suction : 6/9 mm - not supplied
Discharge : 6/9 mm - not supplied

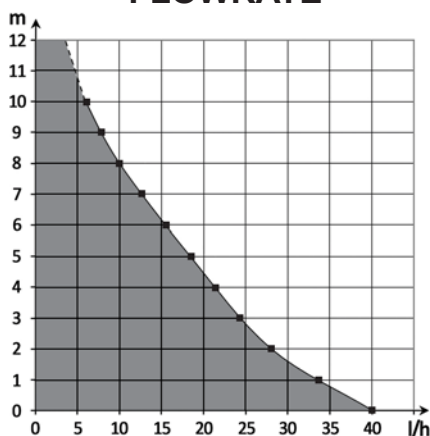
SPECIFICATIONS

| | |
|--------------------|------------------------------------|
| Flowrate max | 40 l/h |
| Suction head max | 2 m |
| Discharge head max | 10 m |
| Electrical power | 16W |
| Voltage | 220-240V 50/60Hz |
| Alarm* | No alarm |
| Noise level | |
| Protection rating | IP20 |
| Thermal protection | Yes |
| Operating cycle** | 100% |
| Power cable | 1.5 m |
| Dimensions | 111 x 41 x 48 mm / 90 x 32 x 42 mm |
| Certifications | CE, EAC |

* Alarm option available on request.

** The pump is able to run 100% of the time if necessary.

FLOWRATE



BENEFITS



High efficiency

Flowrate 40 l/h
Discharge head 10 m



Silent

The only pump of the world to offer such a flowrate with such a low noise.



WATERPROOF removable reservoir

The reservoir, which can be removed for easy maintenance, now has a waterproof seal!



Integrated filter

Plastic filter integrated to the reservoir. It prevents big impurities to damage the pump.



Accessories included

All necessary accessories are included in the box.



Compact pump

Very small, pump and reservoir are easy to install.



CONTENTS

Pump - Reservoir - Double-side adhesive for reservoir fixing - Inlet tube - 3 clamps


FLOWATCH® SILENCE DESIGN DT20 **SICCOM**

The quietest trunking pump in the world!
A complete kit, with a quality trunking and all the accessories needed for installation! For air conditioners up to 20kW / 68000BTU.

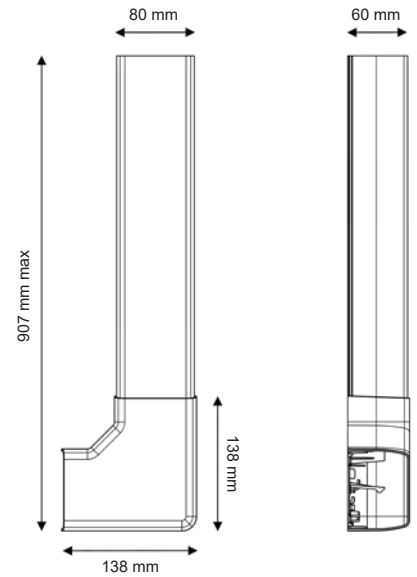
Ref:DE20PMCE450



PREMIUM



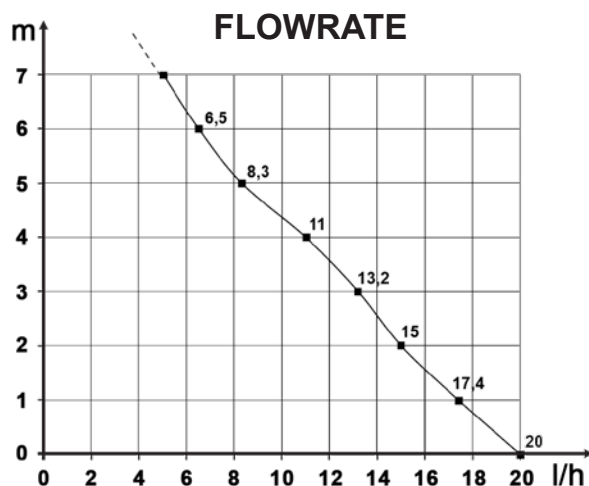
Hose diameter
Suction : 5/7 mm - supplied
Discharge : 6/9 mm - not supplied



SPECIFICATIONS

| | |
|---------------------|--------------------------|
| Flowrate max | 20 l/h |
| Suction head max | 3 m |
| Discharge head max | 10 m |
| Electrical power | 3W |
| Voltage | Univolt 100-240V 50/60Hz |
| Alarm | NC |
| Noise level | 16 dBA |
| Protection rating | IP24 |
| Operating cycle* | 100% |
| Power / alarm cable | 1.6 m |
| Trunking dimensions | 80 x 60 mm |
| Certifications | CE, UKCA, EAC |

* The pump is able to run 100% of the time if necessary.



BENEFITS



Extreme silence

The trunking pump
THE MOST SILENT IN THE WORLD !



FLOWATCH® SILENCE DT20 included

Quite simply, the new standard on the market.

DT20 TECHNO

New Technology

Ultra-low power consumption, unrivalled silence, exceptional reliability... Tested and approved!

3W

Very low power consumption

Only 3W power consumption, during operation only!



Custom-made pump casing

For easy installation and perfect integration into the trunking.



New trunking

A market-standard trunking system that's aesthetically pleasing, easy to install and comes with a wide range of accessories.



Stop siphoning included

Allows to avoid all risk of negative discharge and to secure the pump functioning over time.



Plug & Play connectors

Make installation and maintenance easier.

CONTENTS

Trunking with elbow - Finishing gasket - Finishing ceiling plate - Pump in absorber bracket - Stop Siphoning - Reservoir with air-vent tube - Power / alarm cable - Inlet tube - Suction tube 0.25m - Screws and rawlplugs



FLOWATCH® DESIGN

SICCOM

Complete kit, in-duct pump, for the condensate removal of air conditioners up to 10kW / 36000BTU.

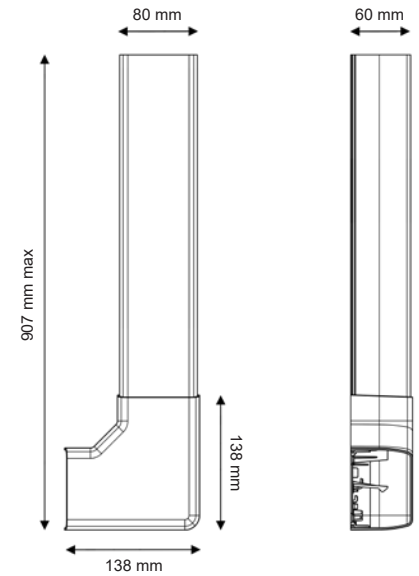
Ref: DE05LCF300



PREMIUM



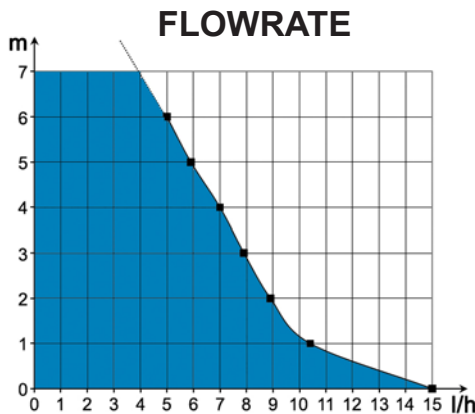
Hose diameter
Suction : 5/7 mm - supplied
Discharge : 6/9 mm - not supplied



SPECIFICATIONS

| | |
|---------------------|------------------|
| Flowrate max | 15 l/h |
| Discharge head max | 10 m |
| Electrical power | 19W |
| Voltage | 220-240V 50/60Hz |
| Alarm | NO-NC |
| Noise level | |
| Protection rating | IP64 |
| Thermal protection | Yes |
| Operating cycle* | 100% |
| Power / alarm cable | 1.6 m |
| Trunking dimensions | 80 x 60 mm |
| Certifications | CE, UKCA, EAC |

* The pump is able to run 100% of the time if necessary.



Recommended accessory

Connection extension kit

Allows the pump to be moved into a false ceiling, thus reducing the noise level.



Ref: GC1KCTC710

BENEFITS



mini FLOWATCH® 2 included

It assures a high reliability and an easy maintenance.



Very silent

Very silent pump (20.2 dBA), suitable for an installation in any room.



Stop Vibrations premounted

Eliminates vibrations transmitted to the discharge pipe, thus reducing the noise level of the system!



Custom-made pump case

For easy installation, reduced noise level and perfect integration into the trunking.



Stop siphoning included

Allows to avoid all risk of negative discharge and to secure the pump functioning over time.



New trunking (standard size)

A market-standard trunking, attractive, easy to install, and with many available accessories.



Kit pre-assembled

Pump is already installed in its duct. Installation is easy and quick.

CONTENTS



Duct with elbow- Finishing gasket - Finishing ceiling plate - Pump in absorber bracket - Stop Vibrations - Stop Siphoning - Reservoir with air-vent tube - Power / alarm cable - Reservoir stand - Inlet tube - Suction tube 0.25m - Screws and rawlplugs

ECO FLOWATCH® DESIGN

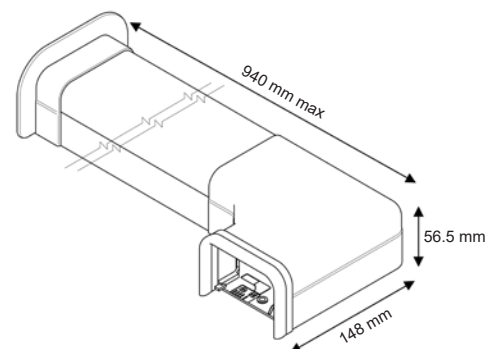
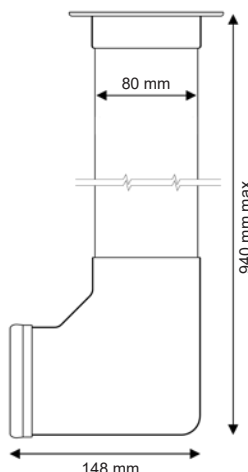

SICCOM

Complete kit, in-duct pump, for the condensate removal of air conditioners up to 10kW / 36000BTU.

Ref: DE05LCD320



ECO



Hose diameter

Suction : 6/9 mm - not supplied
Discharge : 6/9 mm - not supplied

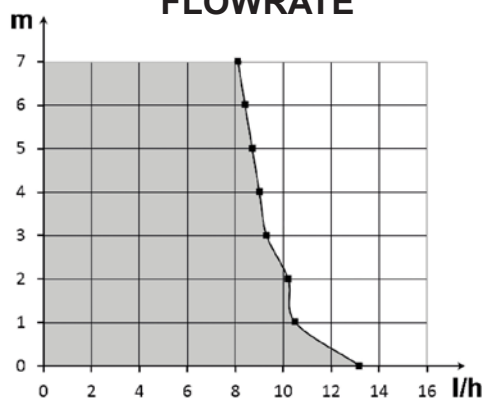


SPECIFICATIONS

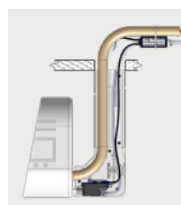
| | |
|---------------------|------------------|
| Flowrate max | 13.2 l/h |
| Suction head max | 1.5 m |
| Discharge head max | 10 m |
| Electrical power | 19W |
| Voltage | 220-240V 50/60Hz |
| Alarm | No alarm |
| Noise level | |
| Protection rating | IP20 |
| Thermal protection | Yes |
| Operating cycle* | 100% |
| Power cable | 1.5 m |
| Trunking dimensions | 80 x 55 x 800 m |
| Certifications | CE, EAC |

* The pump is able to run 100% of the time if necessary.

FLOWRATE



BENEFITS



Possibility to move the pump away

Thanks to its 1.5 m cable, the pump unit can be moved away to reduce the noise level and facilitate installation.



WATERPROOF removable reservoir

The reservoir, which can be removed for easy maintenance, now has a waterproof seal!



Integrated filter

Plastic filter integrated to the reservoir. It prevents big impurities to damage the pump.



Accessories included

All necessary accessories are included in the box.



Compact pump

Very small, pump and reservoir are easy to install.



Nice design

Thanks to its shape and its finishing accessories (included), the ECO FLOWATCH® DESIGN offers great aesthetics qualities.

CONTENTS



Duct with elbow - Finishing gasket - Finishing ceiling plate - Pump ECO FLOWATCH - Reservoir - Inlet tube - Double-side adhesive - Clamps

WALL-MOUNTED PUMPS

Wall-mounted pumps are easy and quick to install. Screw it to the wall, make the hydraulic and electrical connections, and you're done!



Flowrate
max



Discharge head
max



Noise level
rating



Alarm
equiped

| | Flowrate max | Discharge head max | Noise level rating | Alarm equiped |
|--|-----------------|-----------------------|---|------------------|
| FLOWITA EVO DT20 PREMIUM | 20 l/h | 10 m |  | No alarm |
| FLOWITA EVO DT36 NEW PREMIUM | 36 l/h | 10 m |  | No alarm |
| FLOWITA EVO ECO | 13.2 l/h | 10 m |  | No alarm |
| FLOWATCH VISION PREMIUM | 15 l/h | 10 m |  | NO-NC |
| FLOWATCH VISION DUO PREMIUM | 19 l/h | 10 m |  | NO-NC |

Discover the 2 types of wall-mounted condensate pumps made by SICCOM.
FLOWATCH® VISION can be installed under the air conditioner or on its side.
FLOWITA EVO is installed discreetly under the unit.



FLOWITA EVO DT20

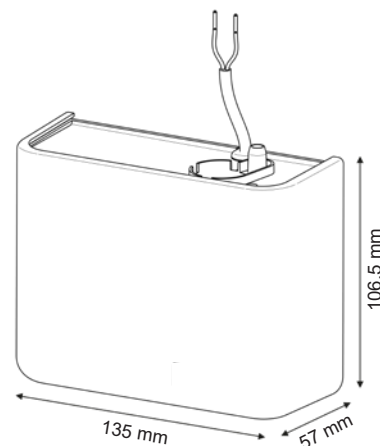
SICCOM

A very silent, efficient, reliable and easy-to-install wall-mounted pump.
For air conditioners up to 20kW / 68000BTU.
The new standard in condensate pumps!

Ref: DE20PMCE400



PREMIUM



Hose diameter
Discharge : 6/9 mm - not supplied

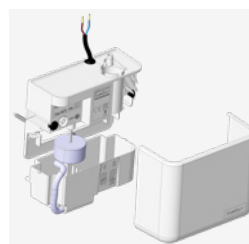


SPECIFICATIONS

| | |
|--------------------|--------------------------|
| Flowrate max | 20 l/h |
| Discharge head max | 10 m |
| Electrical power | 3W |
| Voltage | Univolt 100-240V 50/60Hz |
| Alarm | No alarm |
| Noise level | 18 dBA |
| Protection rating | IP24 |
| Operating cycle* | 100% |
| Power cable | 0.8 m |
| Tank capacity | 170 ml |
| Dimensions | 135 x 57 x 106.5 mm |
| Certifications | CE, EAC |

* The pump is able to run 100% of the time if necessary.

BENEFITS



The FLOWITA EVO DT20 can be disassembled in seconds!

Front panel, tank, suction tube... all the elements are removable.

Installation and maintenance has never been so quick and easy!



Extreme silence

The most silent wall-mounted pump on the market, for an unrivalled user experience.

DT20 TECHNO

New technology

Ultra-low power consumption, unrivalled silence, exceptional reliability... Tested and approved!

3W


Very low power consumption

Only 3W power consumption, during operation only!



Quick installation

The FLOWITA EVO DT20 can be installed easily and quickly underneath any air conditioner.



Removable metal filter

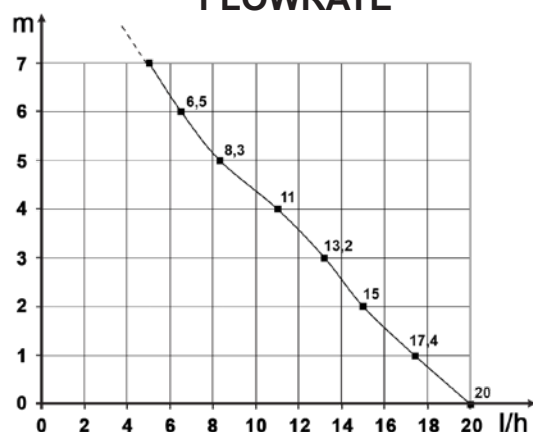
The reservoir has an easily removable metal filter for quick cleaning.



Stop siphoning included

Allows to avoid all risk of negative discharge and to secure the pump functioning over time.

FLOWRATE



CONTENTS

Pump - Stop Siphoning -
Screws and rawlplugs



FLOWITA DT36

SICCOM

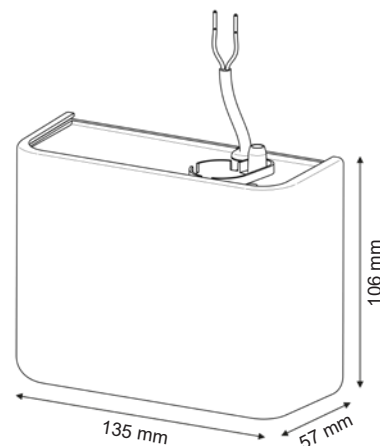
A new-technology wall-mounted pump that combines power and silence.
Suitable for air conditioners up to 40kW / 136 000 BTU.

Ref: DE36PMCE440



PREMIUM

NEW

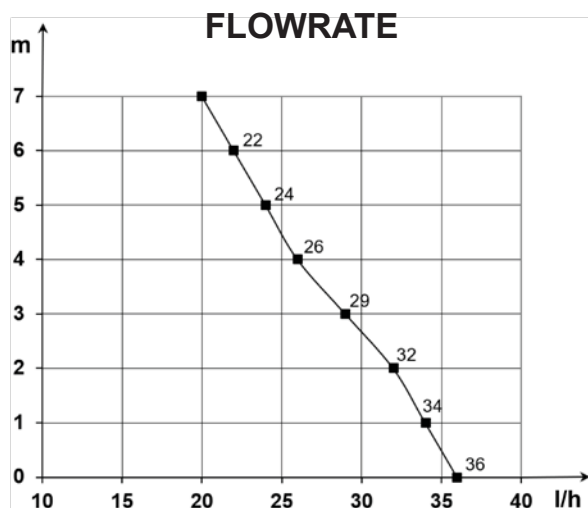


Hose diameter
Discharge : 6/9 mm - not supplied

SPECIFICATIONS

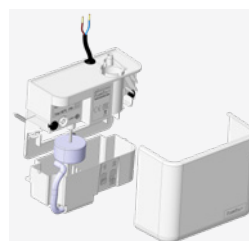
| | |
|-------------------|---------------------|
| Flowrate max | 36 l/h |
| Discharge head | 10 m |
| Electrical power | 3W |
| Voltage | 100-240V 50/60Hz |
| Alarm | No alarm |
| Noise level | |
| Protection rating | IP24 |
| Operating cycle* | 100% |
| Power cable | 0.8 m |
| Tank capacity | 170 ml |
| Dimensions | 135 x 57 x 106.5 mm |

* The pump is able to run 100% of the time if necessary.



www.siccom.com

BENEFITS



The FLOWITA DT36 can be disassembled in seconds!

Front panel, tank, suction tube... all the elements are removable.

Installation and maintenance has never been so quick and easy!



Very low noise level

A «power / noise level» ratio unique on the market.

DT36
TECHNO

New technology

Ultra-low power consumption, high performance, exceptional reliability... Tested and approved!

3W


Very low power consumption

Only 3W power consumption, during operation only!



Quick installation

The FLOWITA DT36 can be installed easily and quickly underneath any air conditioner.



Removable metal filter

The reservoir has an easily removable metal filter for quick cleaning.



Stop siphoning included

Allows to avoid all risk of negative discharge and to secure the pump functioning over time.

CONTENTS

Pump - Stop Siphoning -
Screws and rawlplugs



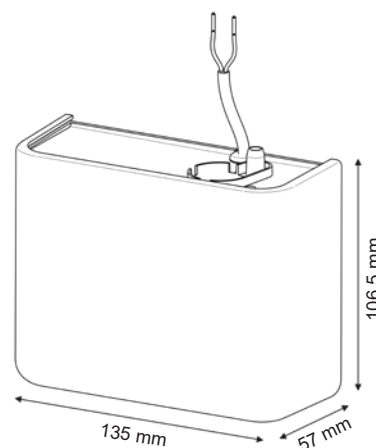
FLOWITA EVO

Wall-mounted monobloc pump, dismantlable, for the condensate removal from air conditioners up to 10kW / 36000BTU.

Ref: DE05LCC440



ECO



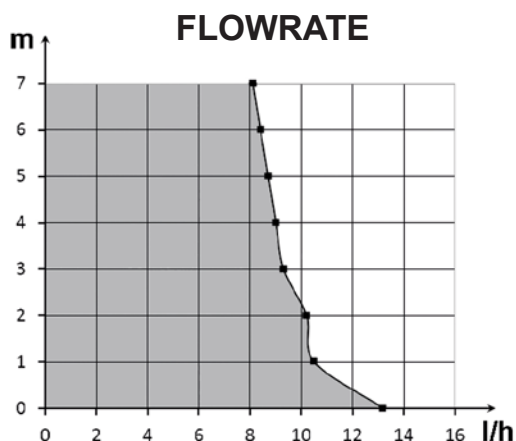
Hose diameter
Discharge : 6/9 mm - not supplied



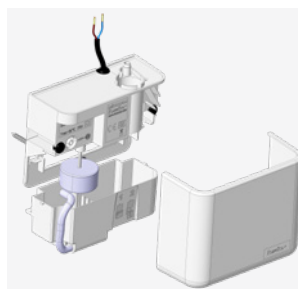
SPECIFICATIONS

| | |
|--------------------|---------------------|
| Flowrate max | 13.2 l/h |
| Discharge head max | 10 m |
| Electrical power | 19W |
| Voltage | 220-240V 50/60Hz |
| Alarm | No alarm |
| Noise level | |
| Protection rating | IP24 |
| Thermal protection | Yes |
| Operating cycle* | 100% |
| Power cable | 0.8 m |
| Tank capacity | 170 ml |
| Dimensions | 135 x 57 x 106.5 mm |
| Certifications | CE, EAC |

* The pump is able to run 100% of the time if necessary.



BENEFITS




Dismountable

The FLOWITA EVO can be disassembled in seconds!

Front panel, tank, suction tube... all the elements are removable.

Installation and maintenance has never been so quick and easy!



170ml reservoir

Its large reservoir allows the pump to operate optimally: larger and less frequent pumping cycles.



Very silent

One of the most discreet wall-mounted pump on the market!



Quick installation

The FLOWITA EVO can be installed easily and quickly underneath any air conditioner.



IP24 protection

Protected against water splashes.

CONTENTS

Pump - Screws and rawplugs



FLOWATCH® VISION

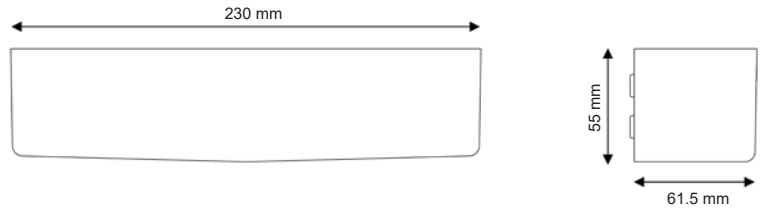
SICCOM

The only monoblock wall pump of the market, installed horizontally or vertically, for the condensate removal of air conditioners up to 10kW / 36000BTU.

Ref: DE05LCB900



PREMIUM



Hose diameter
Discharge : 6/9 mm - not supplied



BENEFITS

4 possible installations



World first - Can be installed horizontally or vertically, on the right or on the left of the air conditioner.

Easy maintenance



Access to the pump elements (reservoir, tubes etc.) is made by removing the cover.

Very silent



Very silent pump, suitable for an installation in any room.

Record size



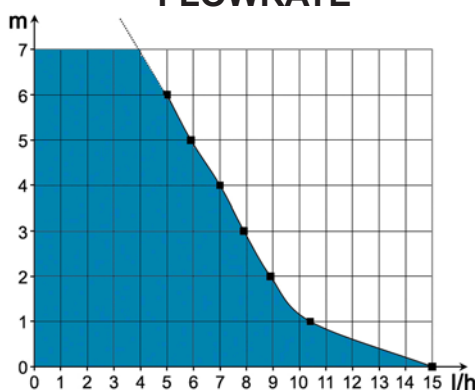
Thanks to its small size, the FLOWATCH® VISION is the most discreet and aesthetic monoblock wall pump of the market.

SPECIFICATIONS


| | |
|---------------------|--------------------|
| Flowrate max | 15 l/h |
| Discharge head max | 10 m |
| Electrical power | 19W |
| Voltage | 220-240V 50/60Hz |
| Alarm | NO-NC |
| Noise level | |
| Protection rating | IPX4 |
| Thermal protection | Yes |
| Operating cycle* | 100% |
| Power / alarm cable | 1.4 m |
| Dimensions | 230 x 61.5 x 55 mm |
| Certifications | CE, UKCA, EAC |

* The pump is able to run 100% of the time if necessary.

FLOWRATE



Reservoir with removing filter



Prevents dust and particles to damage the pump. Easy to clean.

CONTENTS



Pump - Reservoir for horizontal installation - Reservoir for vertical installation - Inlet tube - Screws and raw/plugs - 1 clamp

FLOWATCH® VISION DUO

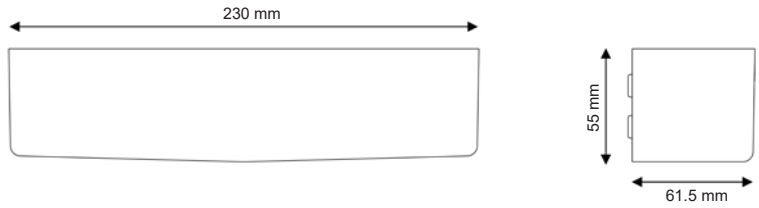
SICCOM

Monoblock wall pump (solenoid), silent and innovative, for the condensate removal of gas condensing boilers up to 60kW / 200 000BTU.

Ref: DE05LCC510



PREMIUM



Hose diameter
Discharge : 6/9 mm - not supplied

pH > 2.5



SPECIFICATIONS

| | |
|---------------------|--------------------|
| Flowrate max | 19 l/h |
| Discharge head max | 10 m |
| pH tolerated | pH > 2.5 |
| Electrical power | 19W |
| Voltage | 220-240V 50/60Hz |
| Alarm | NO-NC |
| Noise level | |
| Protection rating | IPX4 |
| Thermal protection | Yes |
| Operating cycle* | 100% |
| Power / alarm cable | 1.4 m |
| Dimensions | 230 x 61.5 x 55 mm |
| Certifications | CE, EAC |

* The pump is able to run 100% of the time if necessary.

BENEFITS



4 possible installations

World first - Can be installed horizontally or vertically, on the right or on the left of the boiler.



Very silent

Very silent pump, suitable for an installation in any room.




Very easy maintenance

Access to the pump elements (reservoir, tubes etc.) is made by removing the cover.



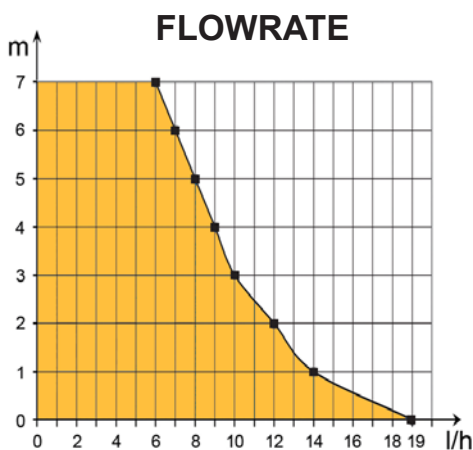
Record size

Thanks to its small size, the FLOWATCH® VISION DUO is the most discreet and aesthetic moboblock wall pump of the market.



Reservoir with removable filter

Prevent dust and particles to damage the pump. Easy to clean.



CONTENTS

Pump - Inlet tube - Screws and rawplugs
- 1 clamp

TANK & CENTRIFUGAL PUMPS

SICCOM manufactures tank pumps with different technologies depending on the installation environment. Find out our range of all-purpose tank pumps for air conditioning, refrigerating and heating equipments.



Flowrate
max



Discharge head
max



Noise level
rating



Alarm
equiped

| | Flowrate max | Discharge head max | Noise level rating | Alarm equiped |
|---|-----------------|-----------------------|-----------------------|------------------|
| FLOWATCH TANK+ 1.2 / 2.5 PREMIUM | 800 l/h | 5.6 m | | NO-NC |
| SUNNY FLOWATCH CLIM PREMIUM | 15 l/h | 10 m | | NO |
| SUNNY FLOWATCH DUO PREMIUM | 19 l/h | 10 m | | NO-NC |
| CP08 PREMIUM | 60 l/h | 110 cm | | No alarm |



FLOWATCH® TANK+ 1.2 and FLOWATCH® TANK+ 2.5 are powerful centrifugal tank pumps for all types of condensates (pH > 2.5)



SUNNY FLOWATCH® CLIM, by using a piston pump, features a low noise level and a compact size.



SUNNY FLOWATCH® DUO is a piston tank pump dedicated to low and medium-power gas condensing boilers.



The centrifugal pump CP08 is a universal pump model for cassette air conditioners.

FLOWATCH TANK+ 1.2 / 2.5

SICCOM

Centrifugal tank pump for the removal of condensates from air conditioners, refrigerated displays or gas condensing boilers.


Ref TANK+ 1.2 50Hz: DE12QCC610
 Ref TANK+ 2.5 50Hz: DE25QCC620
 Ref TANK+ 2.5 60Hz: DE25QCD140



PREMIUM



pH > 2.5



BENEFITS



High efficiency
 Flowrate max: 800 l/h
 Discharge head max: 5.6 m



IP24 protection
 The pump is protected against water splashes.



Universal electric plug
 Power/alarm cable can be taken off, making easy installation and maintenance.



Outlet for 6/9 or 9/12 mm tube
 Thanks to its connector supplied, the discharge can be made with a 6/9mm or a 9/12mm tube.



High capacity tank
 Thanks to its 2.5 l tank, the FLOWATCH TANK+ 2.5 reduces the number of pumping cycles and answers to a great deal of applications.



Compact tank pump
 With only 129mm height, the FLOWATCH TANK+ 1.2 fits easily in any space.

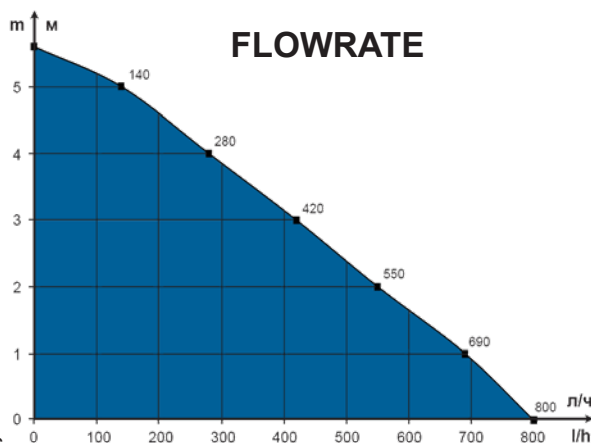


Reversible tank
 Turning the tank allows to fit in any configuration.

SPECIFICATIONS

| | 50Hz version | 60Hz version |
|-----------------------|--------------------|--------------|
| Flowrate max | 800 l/h | 800 l/h |
| Discharge head max | 5.6 m | 6 m |
| pH tolerated | pH > 2.5 | pH > 2.5 |
| Condensates max temp. | 60°C | 60°C |
| Electrical power | 65W | 65W |
| Voltage | 230V 50Hz | 230V 60Hz |
| Alarm | NO-NC | NO-NC |
| Noise level | | |
| Protection rating | IP24 | IP24 |
| Thermal protection | Yes | Yes |
| Operating cycle* | 30% | 30% |
| Cable lenght | 1.5 m | 1.5 m |
| Dimensions TANK+ 1.2 | 280 x 130 x 129 mm | / |
| Dimensions TANK+ 2.5 | 280 x 130 x 159 mm | |
| Certifications | CE, UKCA, EAC | CE |

* The pump is able to run 30% of the time if necessary.



CONTENTS

Pump - Cable power / alarm - 6/9mm outlet adaptor - Screws and rawplugs - PVC clear tube 6m (only in 60Hz version)

SUNNY FLOWATCH® CLIM

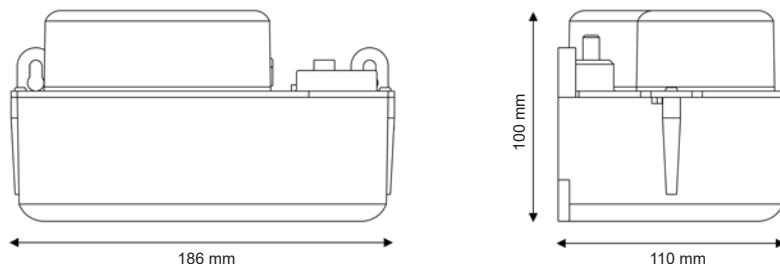
SICCOM

Mini tank pump (solenoid) for the condensate removal of air conditioners up to 10kW / 36000BTU.


Ref: DE05RCC060



PREMIUM



Hose diameter
Discharge : 6/9 mm - not supplied



SPECIFICATIONS

| | |
|---------------------|--------------------|
| Flowrate max | 15 l/h |
| Discharge head max | 10 m |
| Electrical power | 19W |
| Voltage | 220-240V 50/60Hz |
| Alarm | NO |
| Noise level | |
| Protection rating | IPX4 |
| Thermal protection | Yes |
| Operating cycle* | 100% |
| Power / alarm cable | 1.5 m / 1.3 m |
| Dimensions | 186 x 110 x 100 mm |
| Certifications | CE, EAC |

* The pump is able to run 100% of the time if necessary.

BENEFITS



Very silent

Very silent pump, suitable for an installation in any room.



Compact tank pump

The SUNNY FLOWATCH® CLIM offers the best tank capacity/pump size of the market.



IPX4 protection

Protected against water splashes.



Removable integrated filter

Prevent dust and particles to damage the pump. Easy to remove and to clean.



Mounting brackets

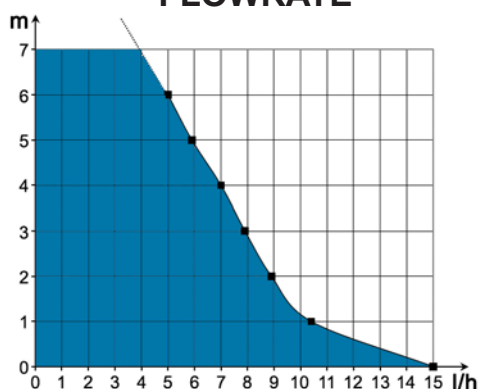
Thanks to its mounting brackets (and screws and rawplugs supplied), pump can be easily fixed to the wall.



Inlet adapter included

This adapter allows condensate to enter the pump via tubes of different diameters.

FLOWRATE



CONTENTS

Pump - Inlet tube - Screws and rawplugs

SUNNY FLOWWATCH® DUO

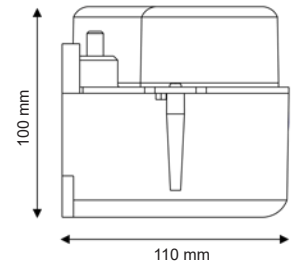
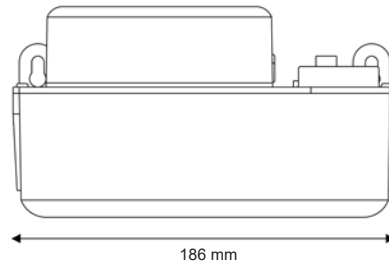
SICCOM

Mini tank pump (solenoid) for the condensate removal of gas condensing boilers up to 60kW / 200 000BTU.

Ref: DE05NCC090



PREMIUM



Hose diameter
Discharge : 6/9 mm - not supplied

pH > 2.5




SPECIFICATIONS

| | |
|---------------------|--------------------|
| Flowrate max | 19 l/h |
| Discharge head max | 10 m |
| pH tolerated | pH > 2.5 |
| Electrical power | 19W |
| Voltage | 220-240V 50/60Hz |
| Alarm | NO-NC |
| Noise level | |
| Protection rating | IPX4 |
| Thermal protection | Yes |
| Operating cycle** | 100% |
| Power / alarm cable | 1.5 / 1.3 m |
| Dimensions | 186 x 110 x 100 mm |
| Certifications | CE, EAC |

* The pump is able to run 100% of the time if necessary.

BENEFITS



Very silent

Very silent pump, suitable for an installation in any room.



Compact tank pump

The SUNNY FLOWWATCH® DUO offers the best tank capacity/pump size of the market.



IPX4 protection

Protected against water splashes.



Removable integrated filter

Prevent dust and particles to damage the pump. Easy to remove and to clean.



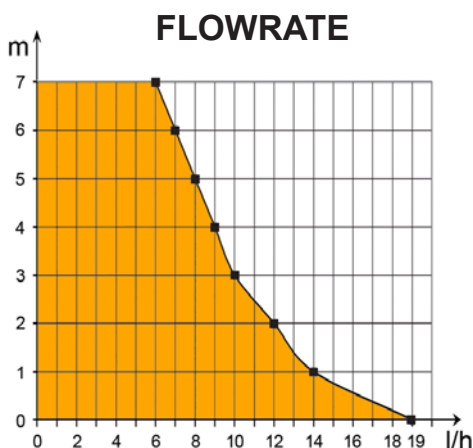
Mounting brackets

Thanks to its mounting brackets (and screws and rawplugs supplied), pump can be easily fixed to the wall.



Inlet adapter included

This adapter allows condensate to enter the pump via tubes of different diameters.



CONTENTS

Pump - Inlet tube - Screws and rawplugs

Centrifugal pump CP08

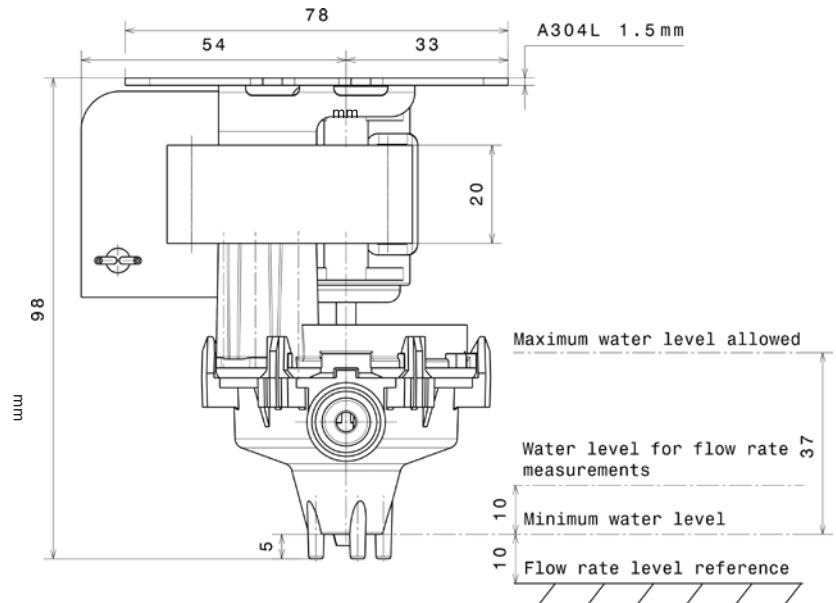
Universal centrifugal pump dedicated to split cassettes.

SICCOM

Ref: CP08SC6641



PREMIUM

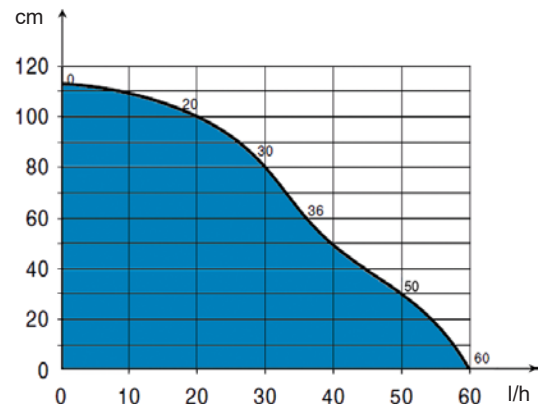


SPECIFICATIONS


| | |
|--------------------|------------------|
| Flowrate max | 60 l/h |
| Discharge head max | 110 cm |
| Electrical power | 8W |
| Voltage | 220-240V 50/60Hz |
| Noise level | |
| Protection rating | IP54 |
| Temperature rise | 66K |
| Operating cycle** | 100% |
| Outlet tube | Ø 14 mm |
| Dimensions | 87 x 75 x 98 mm |
| Certifications | CE, EAC |

* The pump is able to run 100% of the time if necessary.

FLOWRATE



BENEFIT



Universal plate

The CP08 mounting plate has been designed to fit the majority of cassette air conditioners on the market.

It can therefore easily replace another model of centrifugal pump at a cheaper price!

Pump accessories



Discover the range of accessories for SICCOM pumps, allowing easy installation and maintenance.



Connection extension kit
(extension cable 2m + suction tube 2m)
Ref: GC1KCTC710


This kit, coupled with a FLOWATCH® DESIGN or a FLOWATCH® DESIGN DT20, allows to move the pump in a false ceiling, and so:

- **REDUCE THE NOISE LEVEL**
- **FREED UP SPACE IN THE DUCT**



Patented foam casing and fixing accessories for mini FLOWATCH® 2

Kit COMFORT
Ref: GC077G1027



A kit to facilitate the installation of mini FLOWATCH® 2

Easy Fix
Ref: GC1KFX2010



The Stop Siphoning prevents the phenomenon of negative discharge on any installation.

Stop Siphoning
Ref: GC092A1001 (bag of 10)
GC092A1002 (1 piece)




Replacement reservoir for FLOWATCH® DESIGN

Short cable reservoir + air vent tube
Ref: GCDS3BTF4180



Replacement reservoir for mini FLOWATCH® 2

Long cable reservoir + air vent tube
Ref: GCDS3BTF4650



Alarm kit ECO pumps
Ref: DS1HTCC110



Bending tube Øint. 15mm
Ref: GC025D1017



Inlet adapter
FLOWATCH® TANK+
Ref: GC078H2008



Inlet adapter
SUNNY FLOWATCH®
Ref: GC078H2007

SICCOM also manufactures level and proximity sensors. Discover a part of our range below, and do not hesitate to contact us for further information.

Vertical sensors



DG series
Standard



DP series
Compact



DK series



DY series
Detection by microswitches

Horizontal sensors



DHN series
Threaded fixing



DHG series
Seal compression fixing




DHM series
Nut fixing

Specific sensors



DC series
Multi-level resistive rod



DB series
Suction cane with level detector



DD series
Resistive probe



DP series
Proximity sensors



OEM series
On-demand products



Find more informations on our website

Sensors for all your applications



and the medical, food, hydrocarbon, transportation, automotive industries...

CONDENSATE PUMPS

SICCOM is established all across the world.
As an international manufacturer, we are committed to product quality and reliability.

Listening, communication and service are the three key values for our customer approach.

We will be delighted to provide further information, so please
CONTACT US.



France

Tel: +33 6 83 82 46 02
Email: ychaves@siccom.fr

Italy, Switzerland & Central Europe

Tel/Fax: +39 02 96 36 21 40
Email: cconsales@siccom.fr

Spain & Latin America

Tel: +34 622 487 110
Email: tducasse@siccom.fr

Western Europe

Tel: +33 6 42 05 33 22
Email: pparadis@siccom.fr

SICCOM France - Headquarter International customer service

2, rue Gustave Madiot
ZI Les Bordes
91070 Bondoufle
Tel: +33 1 60 86 81 48
Email: commercial@siccom.fr

Northern & Eastern Europe

Tel: +33 6 83 82 46 00
Email: pgvassort@siccom.fr

Africa & Middle East

Tel: +33 6 42 05 33 22
Email: pparadis@siccom.fr

Northern America

Tel: +33 6 42 05 33 22
Email: pparadis@siccom.fr

India

Tel: +91 99 9900 3240
Email: djagga@siccom.fr

Asia

Tel: +33 6 43 31 19 27
Email: jlrendu@siccom.fr

Oceania

Tel: +33 6 83 82 46 00
Email: pgvassort@siccom.fr